

## FROM THE PRINCIPAL

Dear Parents and Community Members,

Oak Grove Elementary School strongly supports the district mission of 'unprecedented achievement' and we are proud of the academic accomplishments of our students. In 2012-13, Oak Grove received the highest Overall State Rating of Level 5.

We continue to work to provide a strong academic program that is challenging and rewarding and includes additional activities that support the arts and music. Our success is due to our dedicated staff, involved parents, and a supportive PTC. Together we are committed to academic excellence.

Please feel free to drop in or visit our website.

Thank you,

Principal | Rich Sipe

## SCHOOL PROFILE

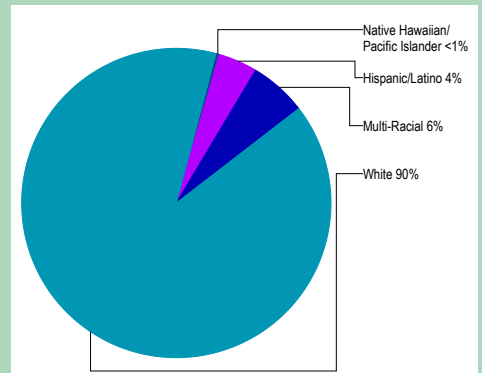
Enrollment 2012-13	318
K-3	204
4-5	114
Change from previous year	+6.4%
Students attending 90% or more of enrolled days	92%
.....	
Average elementary class size	28.7
Change from previous year	-1.3

### Select Demographics 2012-13

English Learners	*
<i>Students who have ever been eligible for or participated in a program to acquire academic English.</i>	
Economically disadvantaged	8%
Students with disabilities	10%
.....	
Number of different languages spoken:	1

Note: a "\*" is displayed when the data must be suppressed to protect student confidentiality.

## STUDENTS

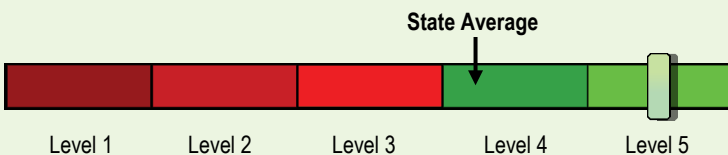


## OVERALL STATE RATING

HOW ARE STUDENTS AT THIS SCHOOL PERFORMING COMPARED TO THOSE AT OTHER SCHOOLS?

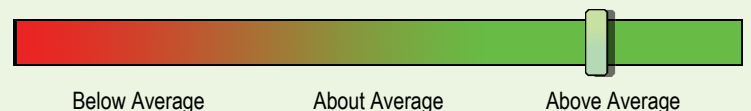
The overall state rating is intended to summarize this school's particular successes and challenges. It is based on a combination of up to five factors. Three of these factors come from standardized test scores in reading and math: student achievement, student growth, and the growth of underserved subgroups. Please be aware that this rating is based mainly on high-stakes testing and accordingly, represents a limited view of student performance. Other aspects of this report card are designed to put this rating in the proper context.

Compared to all schools statewide in 2012-13, this school is rated as Level 5.



- Level 1** = Falls into the bottom 5% of schools
- Level 2** = Falls between 5% and 15% of schools
- Level 3** = Falls between 15% and 44% of schools
- Level 4** = Falls between 44% and 90% of schools
- Level 5** = Falls into the top 10% of schools

Compared to elementary schools with similar student demographics in 2012-13, this school's rating is above average.



- Below average** = Falls into the bottom third of comparison schools
- About average** = Falls into the middle third of comparison schools
- Above average** = Falls into the top third of comparison schools

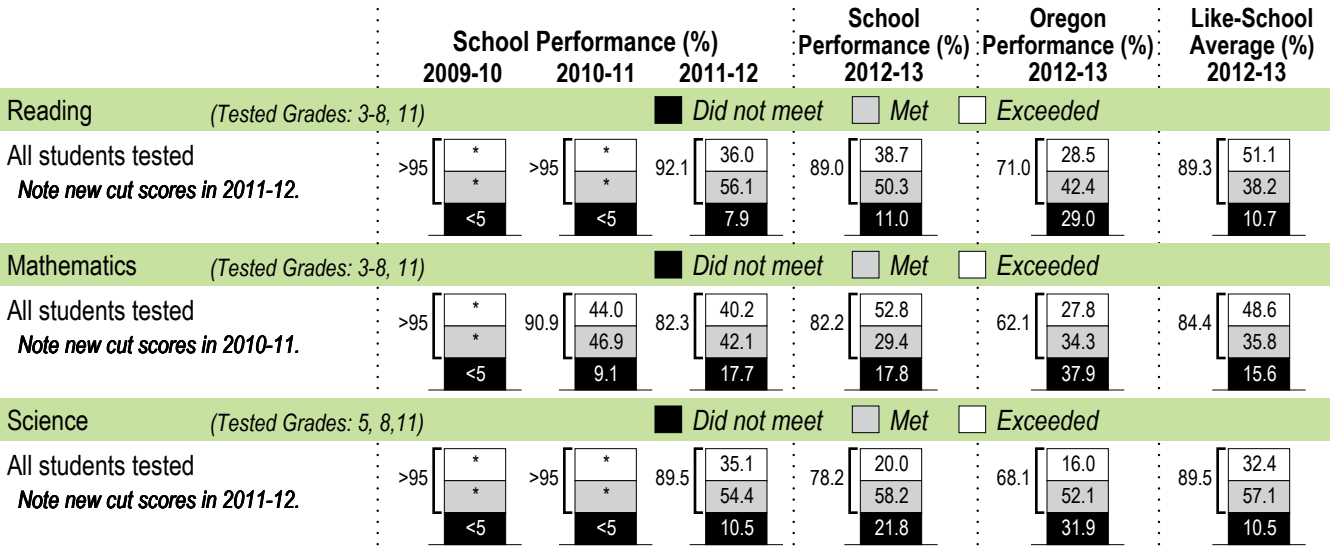
## PROGRESS ARE STUDENTS MAKING ADEQUATE GAINS OVER TIME?

### SCHOOL PERFORMANCE

Students meeting or exceeding state standards on exams

Did at least 95% of the students at this school take required state exams?  Yes  No

Participation rate criteria are in place to ensure schools test as many eligible students as possible



Visit [www.ode.state.or.us/go/data](http://www.ode.state.or.us/go/data) for additional state exam results.

Note: a "\*" is displayed when data are unavailable or to protect student confidentiality.

## OUTCOMES FOR KEY STUDENT GROUPS AT THIS SCHOOL COMPARED TO THE SAME GROUPS STATEWIDE

### STUDENT GROUP OUTCOMES

Group	School Performance (%)	Oregon Performance (%)	School Compared to OR Average	Group	School Performance (%)	Oregon Performance (%)	School Compared to OR Average	Group	School Performance (%)	Oregon Performance (%)	School Compared to OR Average
<b>All Students</b>				<b>American Indian/Alaska Native</b>				<b>Native Hawaiian/Pacific Islander</b>			
Reading	89.0	71.0	+18.0	Reading	*	57.4	*	Reading	*	59.1	*
Mathematics	82.2	62.1	+20.1	Mathematics	*	47.3	*	Mathematics	*	46.5	*
Science	78.2	68.1	+10.1	Science	*	53.2	*	Science	*	49.4	*
<b>Economically Disadvantaged</b>				<b>Asian</b>				<b>White</b>			
Reading	61.5	60.2	+1.3	Reading	*	79.5	*	Reading	88.2	77.7	+10.5
Mathematics	61.5	50.3	+11.2	Mathematics	*	79.7	*	Mathematics	81.3	68.0	+13.3
Science	50.0	55.5	-5.5	Science	*	74.9	*	Science	76.5	76.5	--
<b>English Learners</b>				<b>Black/African American</b>				<b>Female</b>			
Reading	*	46.5	*	Reading	*	55.2	*	Reading	89.5	73.2	+16.3
Mathematics	*	43.3	*	Mathematics	*	42.5	*	Mathematics	81.1	61.5	+19.6
Science	*	39.6	*	Science	*	47.9	*	Science	69.7	65.9	+3.8
<b>Students with Disabilities</b>				<b>Hispanic/Latino</b>				<b>Male</b>			
Reading	47.1	43.0	+4.1	Reading	85.7	52.1	+33.6	Reading	88.2	68.8	+19.4
Mathematics	52.9	33.7	+19.2	Mathematics	71.4	45.2	+26.2	Mathematics	83.8	62.7	+21.1
Science	*	42.9	*	Science	*	45.3	*	Science	90.9	70.3	+20.6
<b>Talented and Gifted</b>				<b>Multi-Racial</b>							
Reading	>95	98.5	*	Reading	>95	76.0	*				
Mathematics	>95	98.1	*	Mathematics	>95	65.8	*				
Science	>95	98.0	*	Science	*	73.5	*				

Note: a "\*" is displayed when data are unavailable or to protect student confidentiality.



# Oak Grove Elementary School

1500 Oak Grove Dr NW  
Albany, OR 97321-9351, (541) 967-4596  
<http://www.albany.k12.or.us/thegroves/>

**DISTRICT** Greater Albany Public SD 8J  
**SUPERINTENDENT** Maria Delapoer  
**PRINCIPAL** Rich Sipe  
**GRADES SERVED** K-5

**For more report card measures**  
including detailed demographic  
information visit  
[www.ode.state.or.us/go/SchoolRC](http://www.ode.state.or.us/go/SchoolRC)

## CURRICULUM & LEARNING ENVIRONMENT WHAT IS THIS SCHOOL DOING TO IMPROVE STUDENT LEARNING AND TO PREPARE STUDENTS FOR THE FUTURE?

### SCHOOL READINESS

Character Education and Positive Behavior Interventions and Supports  
Families and Agencies Coming Together; Welcome Center  
Kindergarten Interviews and Orientation

School Nutrition Breakfast and Lunch Programs  
Strong Community Partnerships

### ACADEMIC SUPPORT

Special Education and Child Find for Students with Disabilities  
Small Group Instruction and Interventions  
Student Study Support Teams for Behavior and Instruction

### ACADEMIC ENRICHMENT

Talented and Gifted Identification and Services  
Swimming and Bike Safety Provided by Community Donors  
Curriculum Nights  
Career Exploration  
Albany Public Schools Foundation Supports  
Experiential Learning Opportunities

### EXTRACURRICULAR ACTIVITIES

Wednesday Early Release Community Based Partnerships  
Girls On The Run

Honor Choir  
Fine Arts Fair

*Data and information in the Curriculum and Learning Environment section was provided by local schools and districts and was not verified by the Oregon Department of Education.*