

FROM THE PRINCIPAL

Dear Parents and Community Members,

Fir Grove Primary School strongly supports the district mission of 'unprecedented achievement' and we are proud of the academic accomplishments of our students.

Our students continually perform extremely well on standards based state tests. We continue to work to provide a strong academic program that is challenging and rewarding, it includes additional activities that support the arts and music. We have many after school programs that are offered to enhance our students in the areas of math, science, arts, STEM, and athletics.

Our success is due to our dedicated staff, involved parents, and a supportive Parent Teacher Club. Together we are all committed to academic excellence.

Our mission is to create a school where everyone can feel welcome, valued, and challenged to achieve personal and academic excellence. Our vision is to have a safe, caring, positive, and supportive learning environment for everyone who enters our building.

You can help by monitoring and talking with your student about homework and upcoming projects/assessments, attending parent teacher conferences, and volunteering. We look forward to partnering with you over the coming year to ensure all of our students meet their full potential!

Please feel free to drop in or visit our website.

Thank you,

Principal | Jerrie Matuszak

SCHOOL PROFILE

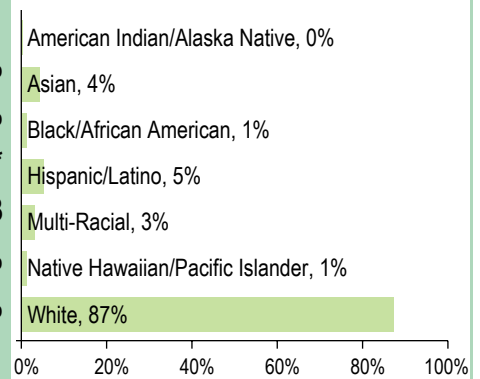
ENROLLMENT 2015-16	112
K-3	112
4-5	--
6-8	--

MEDIAN CLASS SIZE	School	Oregon
Self-Contained	28.0	25.0
Departmentalized	58.0	25.0

SELECTED DEMOGRAPHICS

Economically Disadvantaged	15%
Students with Disabilities	7%
Ever English Learner	*
Different Languages Spoken	3
Regular Attenders	88.1%
Mobile Students	6.0%

STUDENTS



IMMUNIZATION RATES

Percent of students with all required vaccines: 95 (Visit www.healthoregon.org/immdata for more information.)

Percent of students without all required vaccines: 5

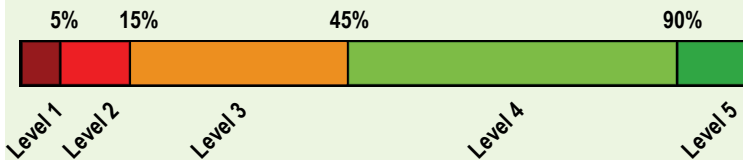
(This value includes students with medical exemptions, nonmedical exemptions, no immunization records, or up-to-date but incomplete immunization records.)

*, <5, and >95 are displayed when data are unavailable or to protect student confidentiality.

*** indicates that this school offered lunch at no charge to all students.

OVERALL SCHOOL RATING

Given the recent passage of the Every Student Succeeds Act (ESSA) and the expiration of Oregon's ESEA flexibility waiver on August 1, 2016, the State of Oregon will not assign ratings (i.e., overall and comparison school ratings) to schools for the 2015-16 school year.



PROGRESS ARE STUDENTS MAKING ADEQUATE GAINS OVER TIME?

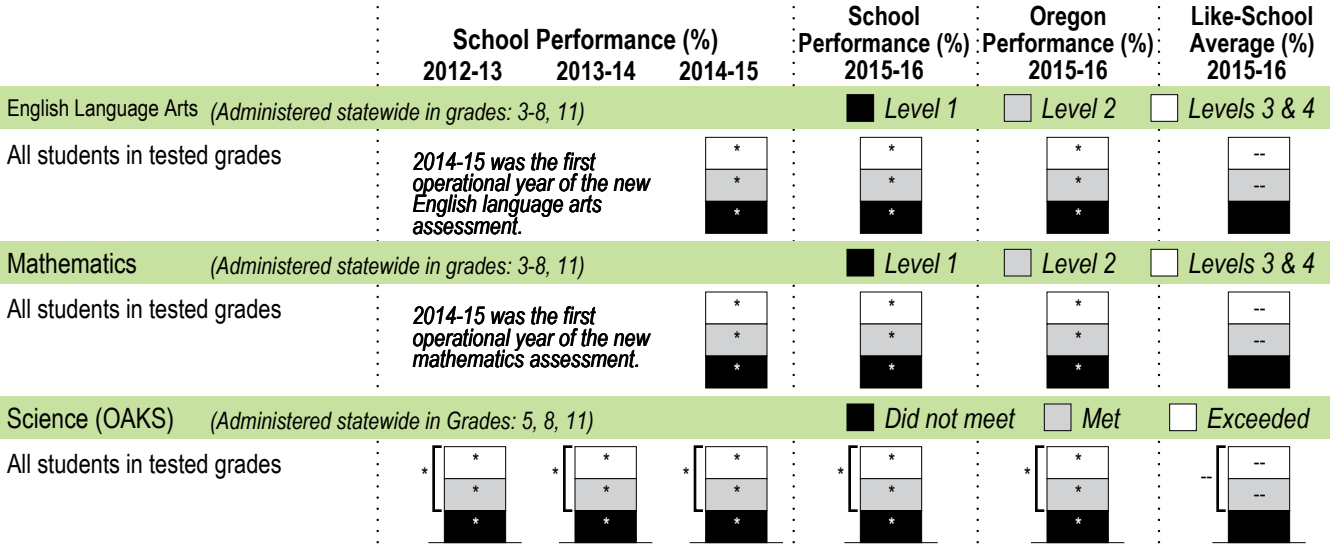
SCHOOL PERFORMANCE

Performance of students enrolled in the school for a full academic year

Did at least 95% of the students at this school take required assessments? Yes No, Interpret Results with Caution
Participation rate criteria are in place to ensure schools test all eligible students.

The Smarter Balanced and alternate assessments have four performance levels where levels 3 and 4 are meeting the standard for school and district accountability.

See report cards from previous years to view historical OAKS performance data.



Visit www.ode.state.or.us/go/data for additional assessment results.

*, <5, and >95 are displayed when the data must be suppressed to protect student confidentiality.

OUTCOMES FOR KEY STUDENT GROUPS AT THIS SCHOOL COMPARED TO THE SAME GROUPS STATEWIDE

STUDENT GROUP OUTCOMES

	School Performance (%)	Oregon Performance (%)	Like-School Average (%)	School Performance (%)	Oregon Performance (%)	Like-School Average (%)	School Performance (%)	Oregon Performance (%)	Like-School Average (%)
Economically Disadvantaged				American Indian/Alaska Native			Native Hawaiian/Pacific Islander		
Eng. Lang. Arts	*	*	---	Eng. Lang. Arts	*	*	Eng. Lang. Arts	*	*
Mathematics	*	*	---	Mathematics	*	*	Mathematics	*	*
Science	*	*	---	Science	*	*	Science	*	*
English Learners				Asian			White		
Eng. Lang. Arts	*	*	---	Eng. Lang. Arts	*	*	Eng. Lang. Arts	*	*
Mathematics	*	*	---	Mathematics	*	*	Mathematics	*	*
Science	*	*	---	Science	*	*	Science	*	*
Students with Disabilities				Black/African American			Female		
Eng. Lang. Arts	*	*	---	Eng. Lang. Arts	*	*	Eng. Lang. Arts	*	*
Mathematics	*	*	---	Mathematics	*	*	Mathematics	*	*
Science	*	*	---	Science	*	*	Science	*	*
Migrant				Hispanic/Latino			Male		
Eng. Lang. Arts	*	*	---	Eng. Lang. Arts	*	*	Eng. Lang. Arts	*	*
Mathematics	*	*	---	Mathematics	*	*	Mathematics	*	*
Science	*	*	---	Science	*	*	Science	*	*
Talented and Gifted				Multi-Racial					
Eng. Lang. Arts	*	*	---	Eng. Lang. Arts	*	*			
Mathematics	*	*	---	Mathematics	*	*			
Science	*	*	---	Science	*	*			

*, <5, and >95 are displayed when the data must be suppressed to protect student confidentiality.

CURRICULUM & LEARNING ENVIRONMENT WHAT IS THIS SCHOOL DOING TO IMPROVE STUDENT LEARNING AND TO PREPARE STUDENTS FOR THE FUTURE?

SCHOOL READINESS

Character Education and Positive Behavior Interventions and Supports
Families and Agencies Coming Together (FACT)
Welcome Center
Kindergarten Interviews and Orientation

ACADEMIC SUPPORT

Special Education and Child Find for Students with Disabilities
Small Group Instruction and Interventions
Student Study Support Teams for Behavior and Instruction

ACADEMIC ENRICHMENT

Curriculum Nights
Career Exploration
Albany Public Schools Foundation Supports
Experiential Learning Opportunities
Multiple field trips

EXTRA-CURRICULAR ACTIVITIES/ AFTER SCHOOL PROGRAMS

Wednesday Early Release Community Based Partnerships
Fine Arts Fair
Mileage Club

Data and information in the Curriculum and Learning Environment section were provided by local schools and districts, and were not verified by the Oregon Department of Education.